

# NIRDPR Learning Management System

URL: <http://gramswaraj.nirdpr.in/>

Type the URL in the address bar of the browser window. The home page will open as shown in the picture below

Home Page:

The screenshot shows the home page of the NIRDPR Learning Management System. At the top, there is a navigation bar with language options (English, हिंदी), and links for Sign In and Register. Below this is a search bar with the text "What do you want to learn?" and a search icon. To the right of the search bar are links for HOME, ABOUT US, COURSES +, and CONTACT US. The main banner features a photograph of three young men wearing headsets, looking towards the camera. To the right of the photo, the text reads "Transforming Rural India" followed by the tagline "Empowering Rural Youth by enabling their Knowledge, Skill, Attitude". Below the banner, there is a section titled "Welcome to GramSwaraj, NIRDPR e-learning platform" with a paragraph of introductory text. At the bottom, there is a section titled "Available Courses" with four icons representing different course topics: a keyboard and mouse, a chalkboard with a stick figure, a pencil, and a group of people.


## Creating Account:

Click on Register button to create an account in GramSwaraj

The screenshot shows the top navigation bar of the GramSwaraj website. The 'Register' button is highlighted with a yellow box. Below the navigation bar is a search bar with the text 'What do you want to learn?' and a magnifying glass icon. To the right of the search bar are navigation links: HOME, ABOUT US, COURSES +, and CONTACT US. The main banner features a photograph of three young men wearing headsets, with the text 'Transforming Rural India' and the tagline 'Empowering Rural Youth by enabling their Knowledge, Skill, Attitude'. Social media icons for Facebook, Twitter, Instagram, and YouTube are visible on the right side of the banner.





English हिंदी Sign In **Register**

शुभ्रावर्षरररर NIRDPR | e-learning GramSwaraj

What do you want to learn? 

HOME ABOUT US COURSES + CONTACT US

**Transforming Rural India**  
*Empowering Rural Youth by enabling their Knowledge, Skill, Attitude*

Fill in the details (highlighted with red circles next to the labels are mandatory fields)

What do you want to learn?

HOME ABOUT US COURSES + CONTACT US

### New account

▼ Collapse all

▼ Choose your username and password

Username

Password

The password must have at least 8 characters, at least 1 digit(s), at least 1 lower case letter(s), at least 1 upper case letter(s), at least 1 non-alphanumeric character(s) such as as \*, -, or #

▼ More details

Email address

Email (again)

First name

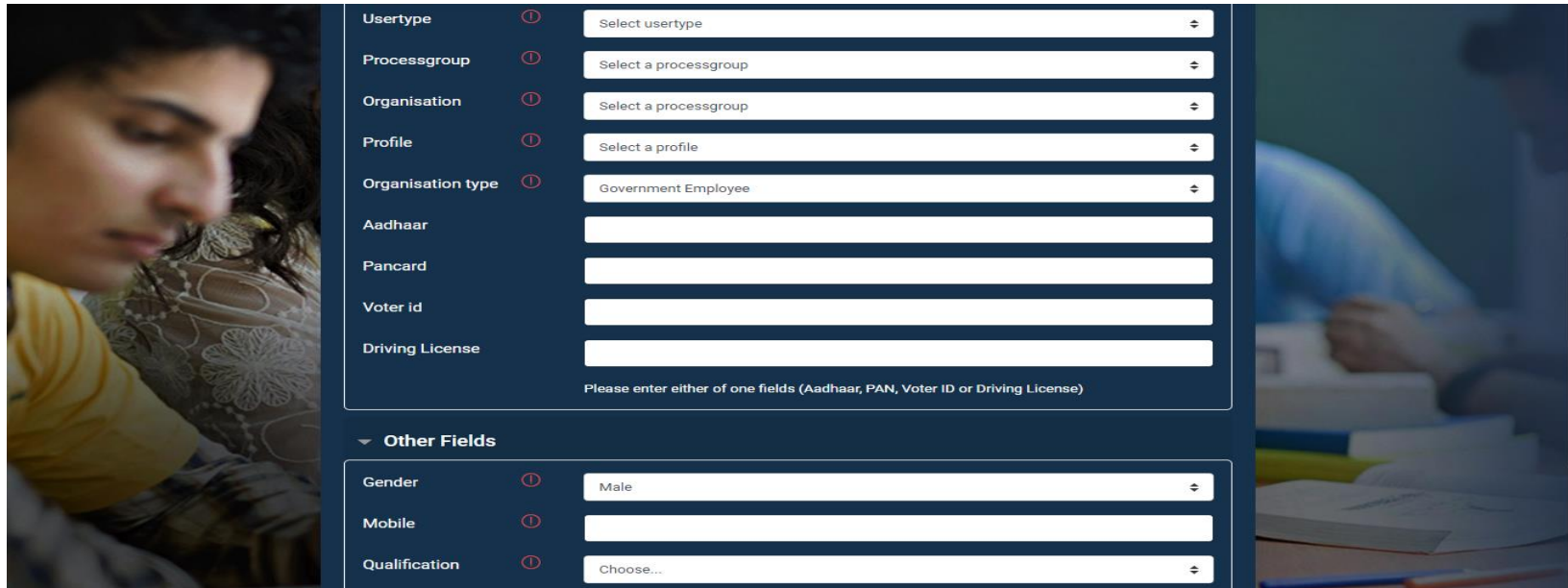
Last name

Nationality  Indian  International

Country

State

1. User Name: Enter your valid email ID
2. Password: The password should follow the below given criteria
  - a. Password should have at least 8 Characters
  - b. It should be a combination of minimum one upper case, one lower case, one special character and one number  
Eg: Niki#2020
3. Email Address: Enter valid email ID, all the communications will be sent to the registered email id
4. Select your respective country, state, district



The image shows a registration form with the following fields:

- Usertype: Select usertype
- Processgroup: Select a processgroup
- Organisation: Select a processgroup
- Profile: Select a profile
- Organisation type: Government Employee
- Aadhaar: [Text input field]
- Pancard: [Text input field]
- Voter id: [Text input field]
- Driving License: [Text input field]

Please enter either of one fields (Aadhaar, PAN, Voter ID or Driving License)

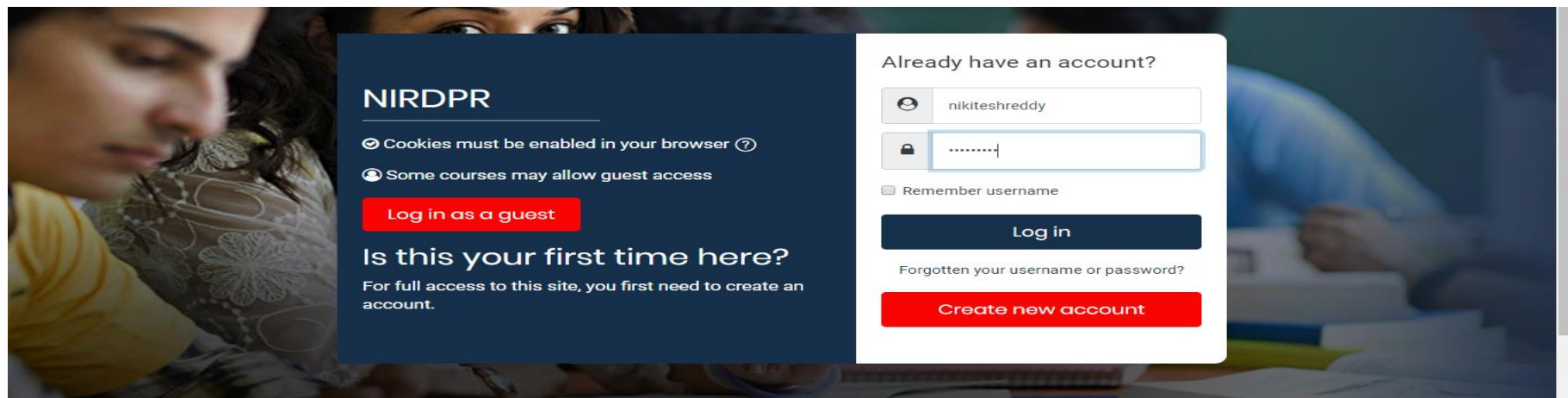
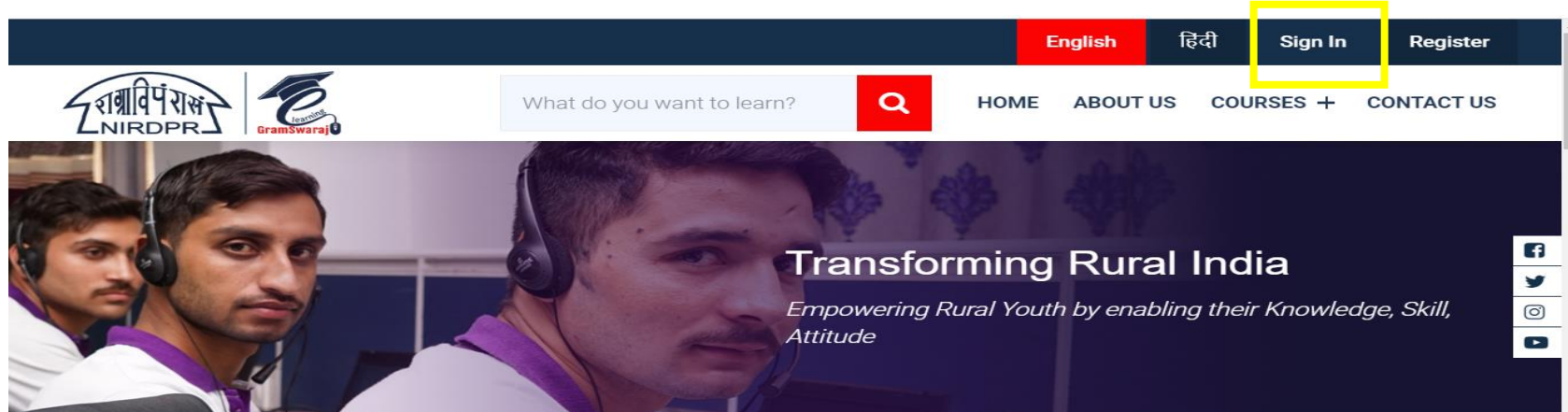
**Other Fields**

- Gender: Male
- Mobile: [Text input field]
- Qualification: Choose...

5. Select appropriate option from the dropdowns
6. On successful registration a confirmation mail will be sent to the registered email id along with the activation link
7. Open your email and click on the activation link

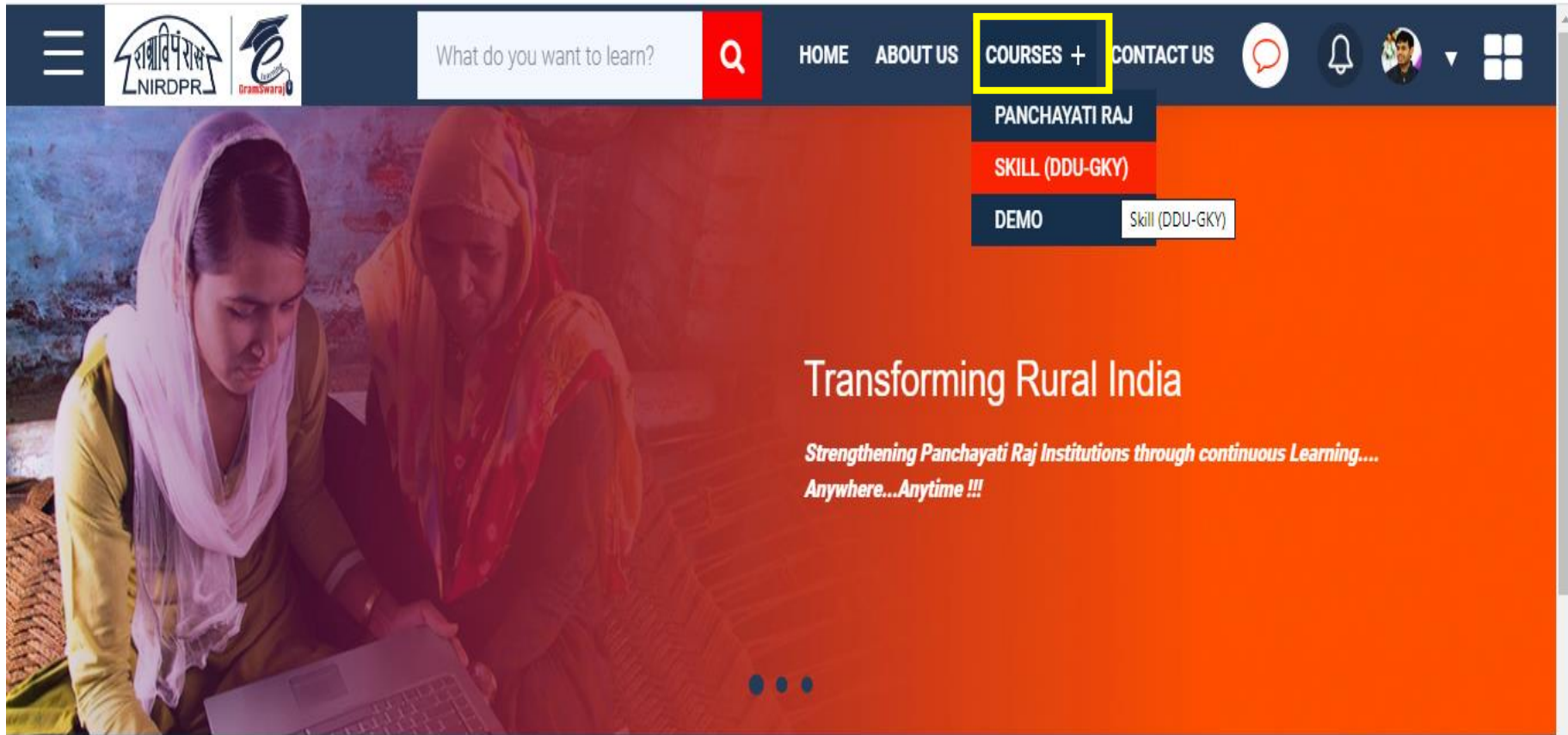
## Sign In:

Click on to sign-in button and fill user name and password to login



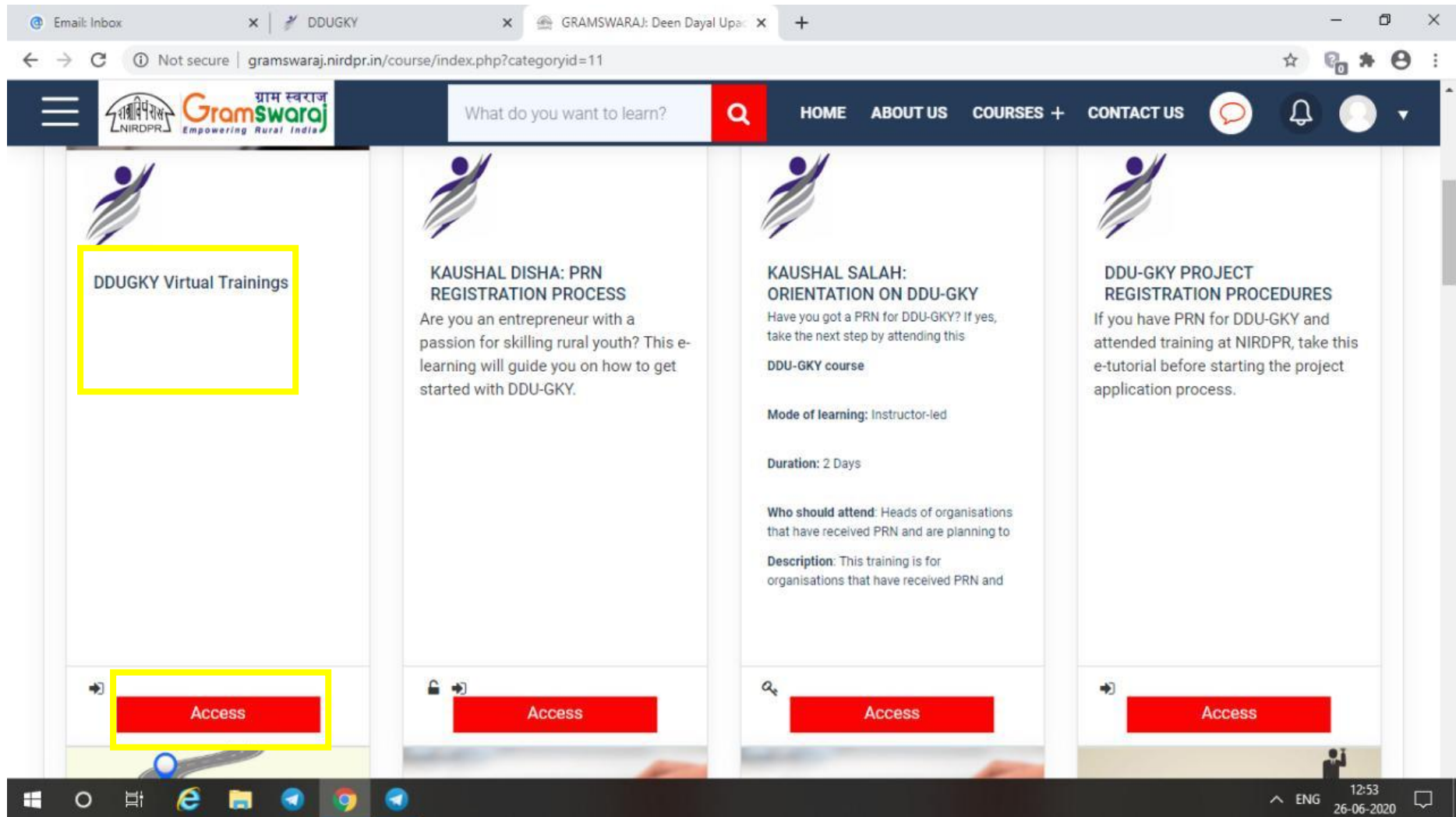
## Course Enrollment:

Once you have signed in, move the mouse over “**Courses**” tab available on the tab panel as shown in the image below and click on/select “**Skills(DDU-GKY)**” sub-tab to access the courses of DDU-GKY.



The screenshot shows the top navigation bar of the DDU-GKY website. The 'COURSES +' tab is highlighted with a yellow box. A dropdown menu is visible below it, containing three options: 'PANCHAYATI RAJ', 'SKILL (DDU-GKY)', and 'DEMO'. The 'SKILL (DDU-GKY)' option is highlighted in red. The background of the page features a photograph of two women looking at a laptop screen, with the text 'Transforming Rural India' and 'Strengthening Panchayati Raj Institutions through continuous Learning... Anywhere...Anytime !!!' overlaid on the right side.

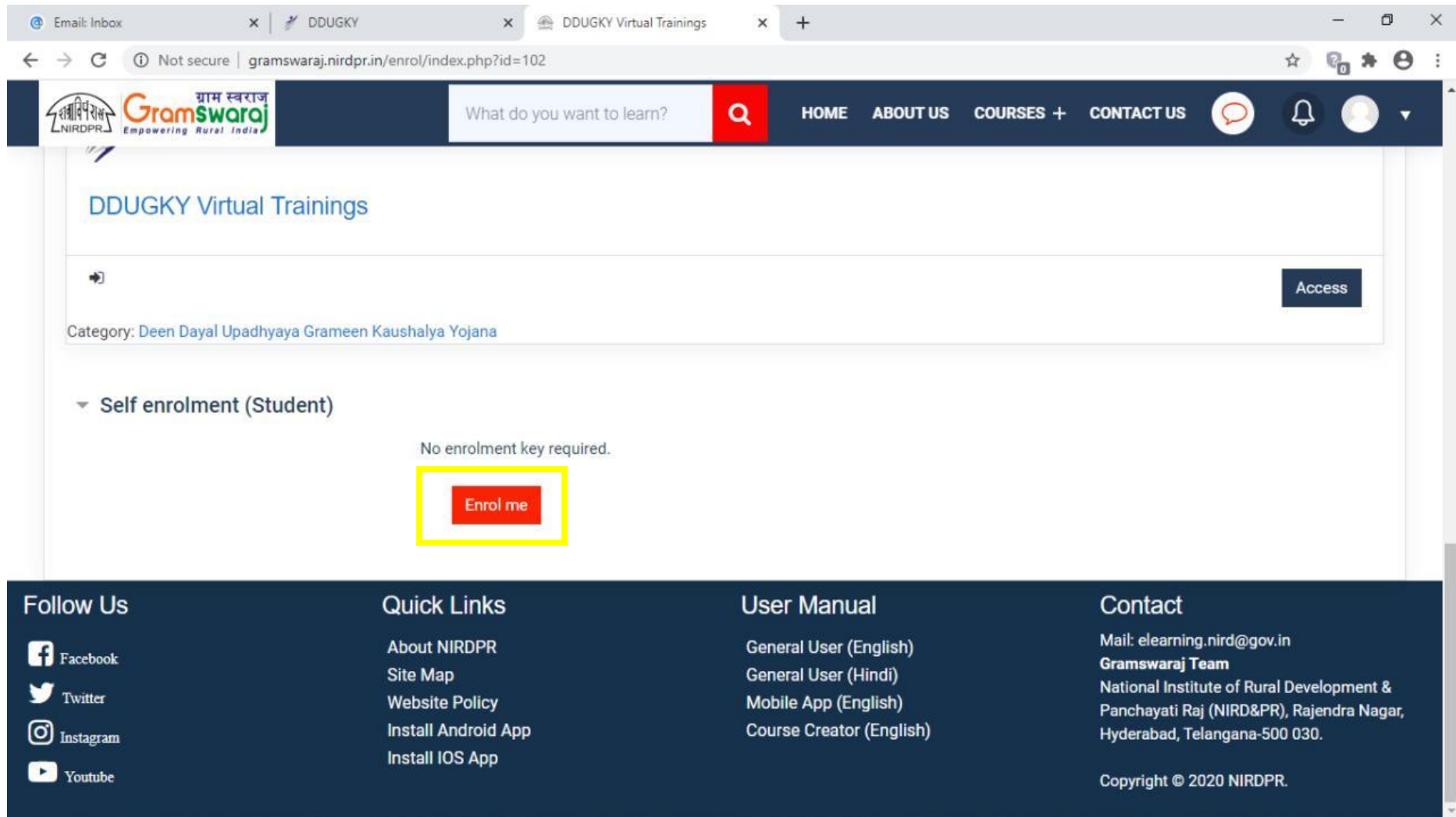
click on "Access" to attend the virtual sessions



The screenshot shows a web browser window displaying the Gramswaraj website. The browser's address bar shows the URL: `gramsvaraj.nirdpr.in/course/index.php?categoryid=11`. The website header includes the Gramswaraj logo, a search bar with the text "What do you want to learn?", and navigation links for HOME, ABOUT US, COURSES +, and CONTACT US. The main content area features four course cards, each with a red "Access" button at the bottom. The first card, "DDUGKY Virtual Trainings", has its title and the "Access" button highlighted with a yellow box. The other three cards are "KAUSHAL DISHA: PRN REGISTRATION PROCESS", "KAUSHAL SALAH: ORIENTATION ON DDU-GKY", and "DDU-GKY PROJECT REGISTRATION PROCEDURES". The Windows taskbar at the bottom shows the system tray with the date 26-06-2020 and time 12:53.

| Course Title                            | Description   | Mode of learning | Duration | Who should attend   | Description   |
|---|---|------------------|----------|---|---|
| DDUGKY Virtual Trainings                |   |                  |          |   |   |
| KAUSHAL DISHA: PRN REGISTRATION PROCESS | Are you an entrepreneur with a passion for skilling rural youth? This e-learning will guide you on how to get started with DDU-GKY. |                  |          |   |   |
| KAUSHAL SALAH: ORIENTATION ON DDU-GKY   | Have you got a PRN for DDU-GKY? If yes, take the next step by attending this  | Instructor-led   | 2 Days   | Heads of organisations that have received PRN and are planning to | This training is for organisations that have received PRN and |
| DDU-GKY PROJECT REGISTRATION PROCEDURES | If you have PRN for DDU-GKY and attended training at NIRDPR, take this e-tutorial before starting the project application process.  |                  |          |   |   |

Click on “Enroll me” option to enroll the course. (At the bottom of the page)



The screenshot shows a web browser window with the URL `gramsvaraj.nirdpr.in/enrol/index.php?id=102`. The page header includes the Gramswaraj logo and navigation links: HOME, ABOUT US, COURSES +, CONTACT US. The main content area is titled "DDUGKY Virtual Trainings" and lists a category: "Deen Dayal Upadhyaya Grameen Kaushalya Yojana". Under the "Self enrolment (Student)" section, it states "No enrolment key required." and features a prominent red "Enrol me" button highlighted with a yellow border.

#### Follow Us

- Facebook
- Twitter
- Instagram
- Youtube

#### Quick Links

- About NIRDPR
- Site Map
- Website Policy
- Install Android App
- Install IOS App

#### User Manual

- General User (English)
- General User (Hindi)
- Mobile App (English)
- Course Creator (English)

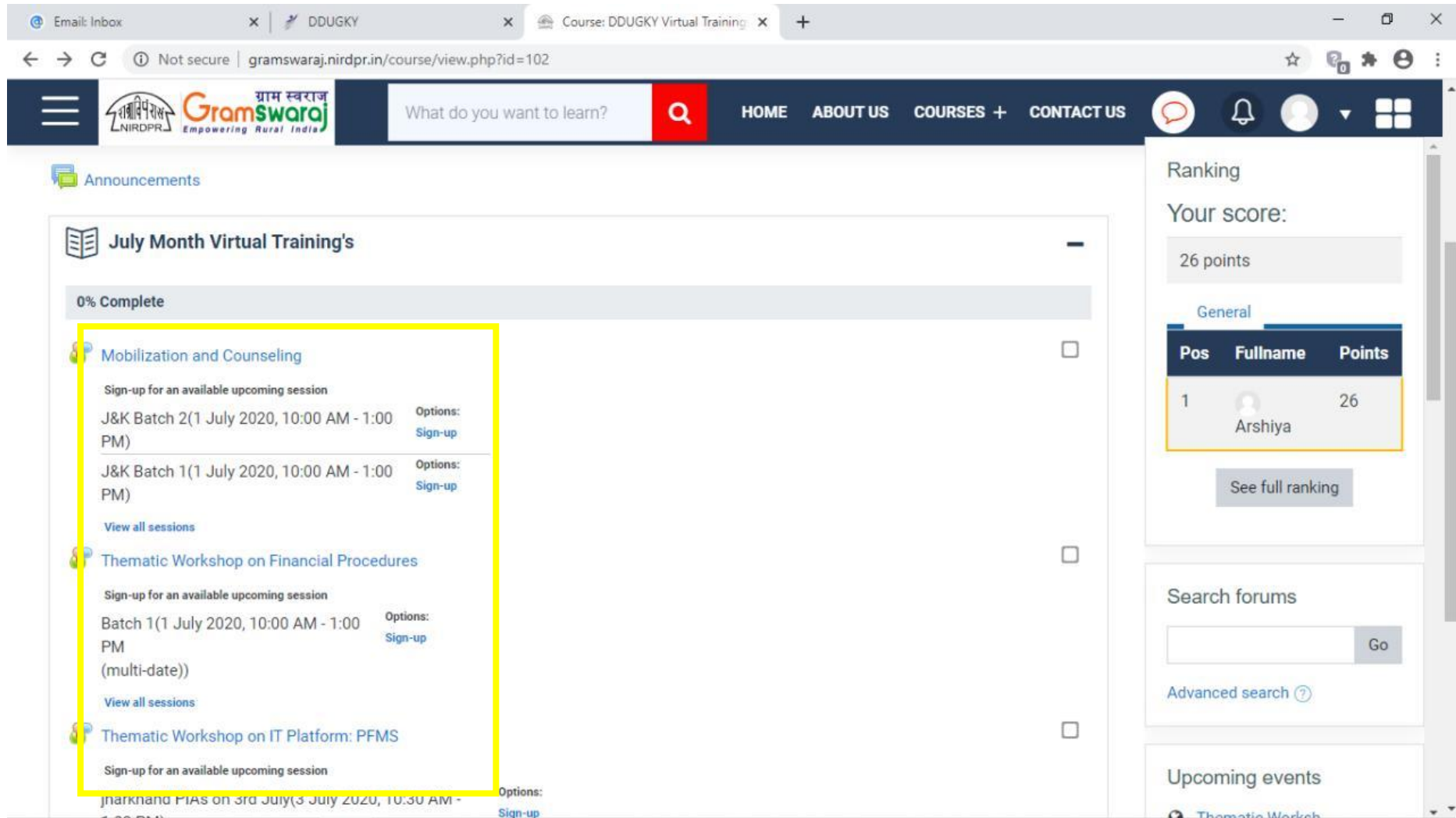
#### Contact

Mail: [elarning.nird@gov.in](mailto:elarning.nird@gov.in)  
**Gramswaraj Team**  
National Institute of Rural Development & Panchayati Raj (NIRD&PR), Rajendra Nagar, Hyderabad, Telangana-500 030.

Copyright © 2020 NIRDPR.



Once you enroll, you will land the page shown below. You will be able to see the list of training scheduled for the month of July. Click on the training that you are required to attend from the list.



The screenshot shows a web browser window with the URL `gramswaraj.nirdpr.in/course/view.php?id=102`. The page header includes the DDU-GKY logo and navigation links: HOME, ABOUT US, COURSES +, CONTACT US. A search bar is present with the text "What do you want to learn?".

The main content area is titled "July Month Virtual Training's" and shows "0% Complete". A yellow box highlights the following training sessions:

- Mobilization and Counseling**
  - Sign-up for an available upcoming session
  - J&K Batch 2(1 July 2020, 10:00 AM - 1:00 PM) Options: [Sign-up](#)
  - J&K Batch 1(1 July 2020, 10:00 AM - 1:00 PM) Options: [Sign-up](#)
  - [View all sessions](#)
- Thematic Workshop on Financial Procedures**
  - Sign-up for an available upcoming session
  - Batch 1(1 July 2020, 10:00 AM - 1:00 PM (multi-date)) Options: [Sign-up](#)
  - [View all sessions](#)
- Thematic Workshop on IT Platform: PFMS**
  - Sign-up for an available upcoming session

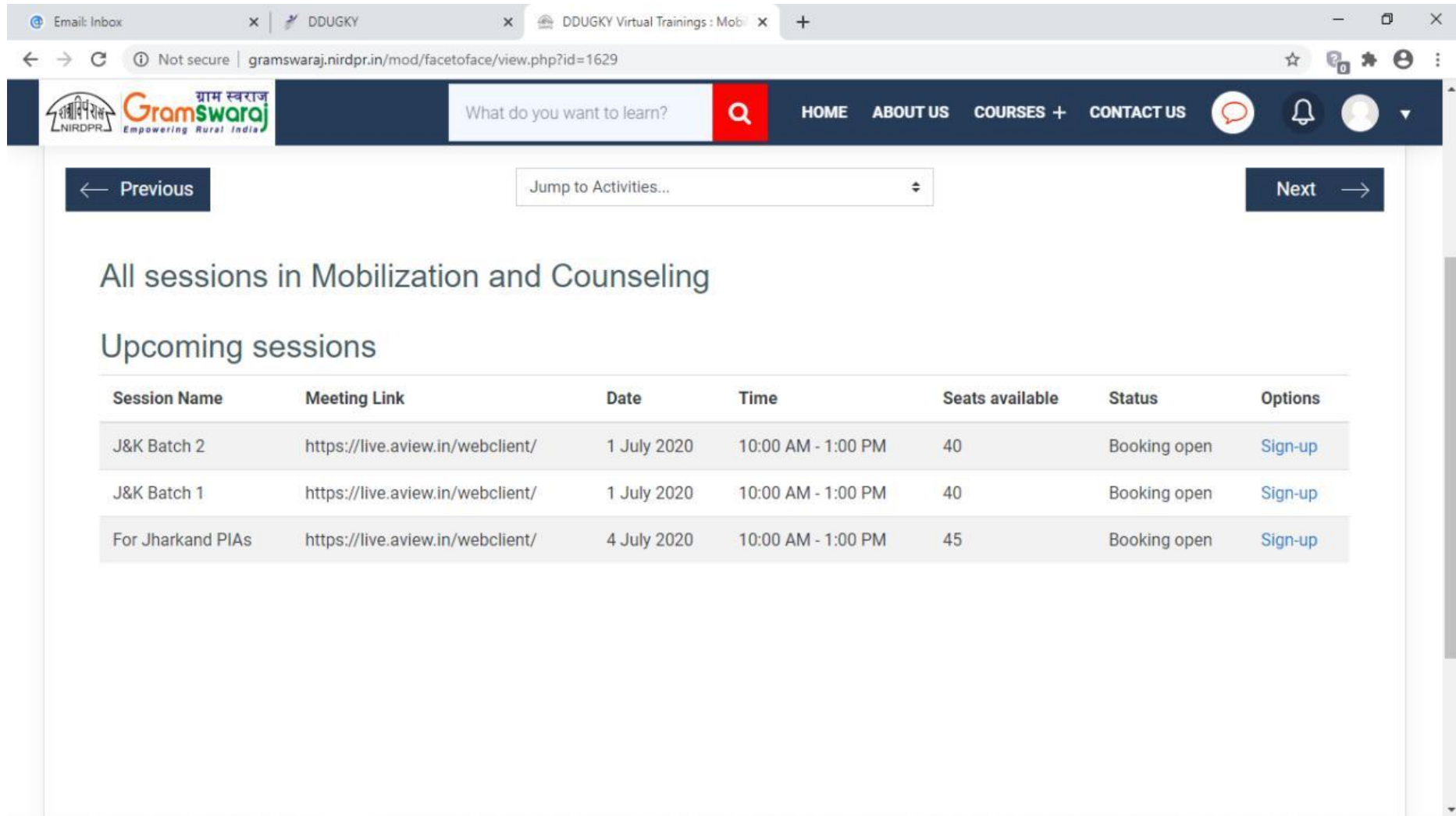
On the right side, there is a "Ranking" sidebar showing "Your score: 26 points" and a table of general rankings:

| Pos | Fullname | Points |
|-----|----------|--------|
| 1   | Arshiya  | 26     |

Below the ranking table is a "Search forums" section with an input field and a "Go" button, and an "Advanced search" link. At the bottom, there is an "Upcoming events" section.

You shall land on the page shown below, by clicking “**sign up**” register for the virtual session.

Make sure you are signing up for the right session by checking the **Session Name and Date** before clicking on the signup button.



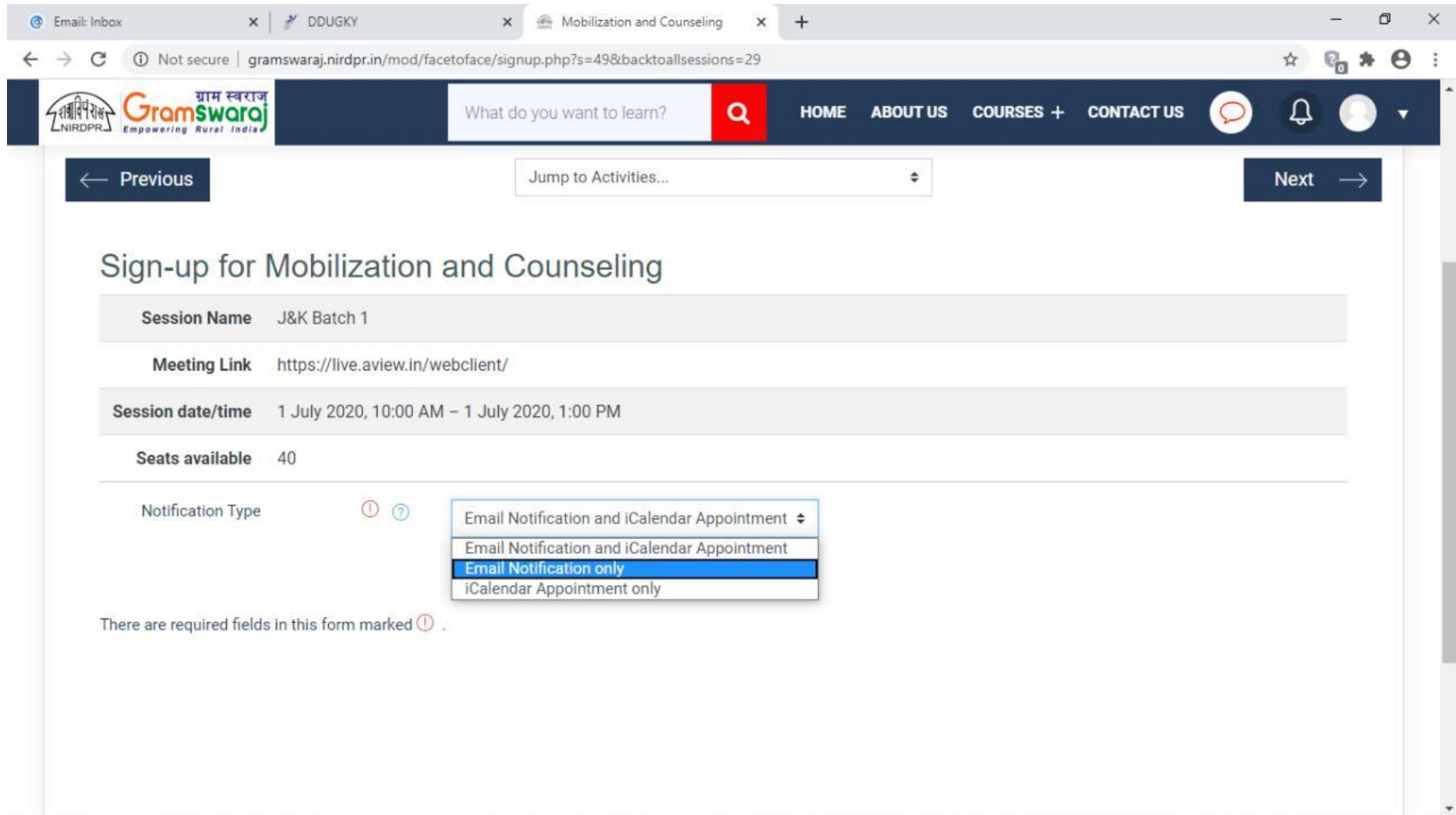
The screenshot shows a web browser window with the URL `gramswaraj.nirdpr.in/mod/face-to-face/view.php?id=1629`. The page header includes the Gramswaraj logo, a search bar with the text "What do you want to learn?", and navigation links for HOME, ABOUT US, COURSES +, and CONTACT US. Below the header, there are navigation buttons for "Previous" and "Next", and a "Jump to Activities..." dropdown menu.

### All sessions in Mobilization and Counseling

#### Upcoming sessions


| Session Name      | Meeting Link  | Date        | Time               | Seats available | Status       | Options                 |
|-------------------|---|-------------|--------------------|-----------------|--------------|-------------------------|
| J&K Batch 2       | <a href="https://live.aview.in/webclient/">https://live.aview.in/webclient/</a> | 1 July 2020 | 10:00 AM - 1:00 PM | 40              | Booking open | <a href="#">Sign-up</a> |
| J&K Batch 1       | <a href="https://live.aview.in/webclient/">https://live.aview.in/webclient/</a> | 1 July 2020 | 10:00 AM - 1:00 PM | 40              | Booking open | <a href="#">Sign-up</a> |
| For Jharkand PIAs | <a href="https://live.aview.in/webclient/">https://live.aview.in/webclient/</a> | 4 July 2020 | 10:00 AM - 1:00 PM | 45              | Booking open | <a href="#">Sign-up</a> |

Select the notification type from the drop down



Browser tabs: Email: Inbox, DDUGKY, Mobilization and Counseling

Address bar: Not secure | gramswaraj.nirdpr.in/mod/facetoface/signup.php?s=49&backtoallsessions=29

Header:  **ग्राम स्वराज** Gramswaraj Empowering Rural India. Search: What do you want to learn? Navigation: HOME, ABOUT US, COURSES +, CONTACT US. User icons: Chat, Bell, Profile

Navigation: Previous, Jump to Activities..., Next

### Sign-up for Mobilization and Counseling

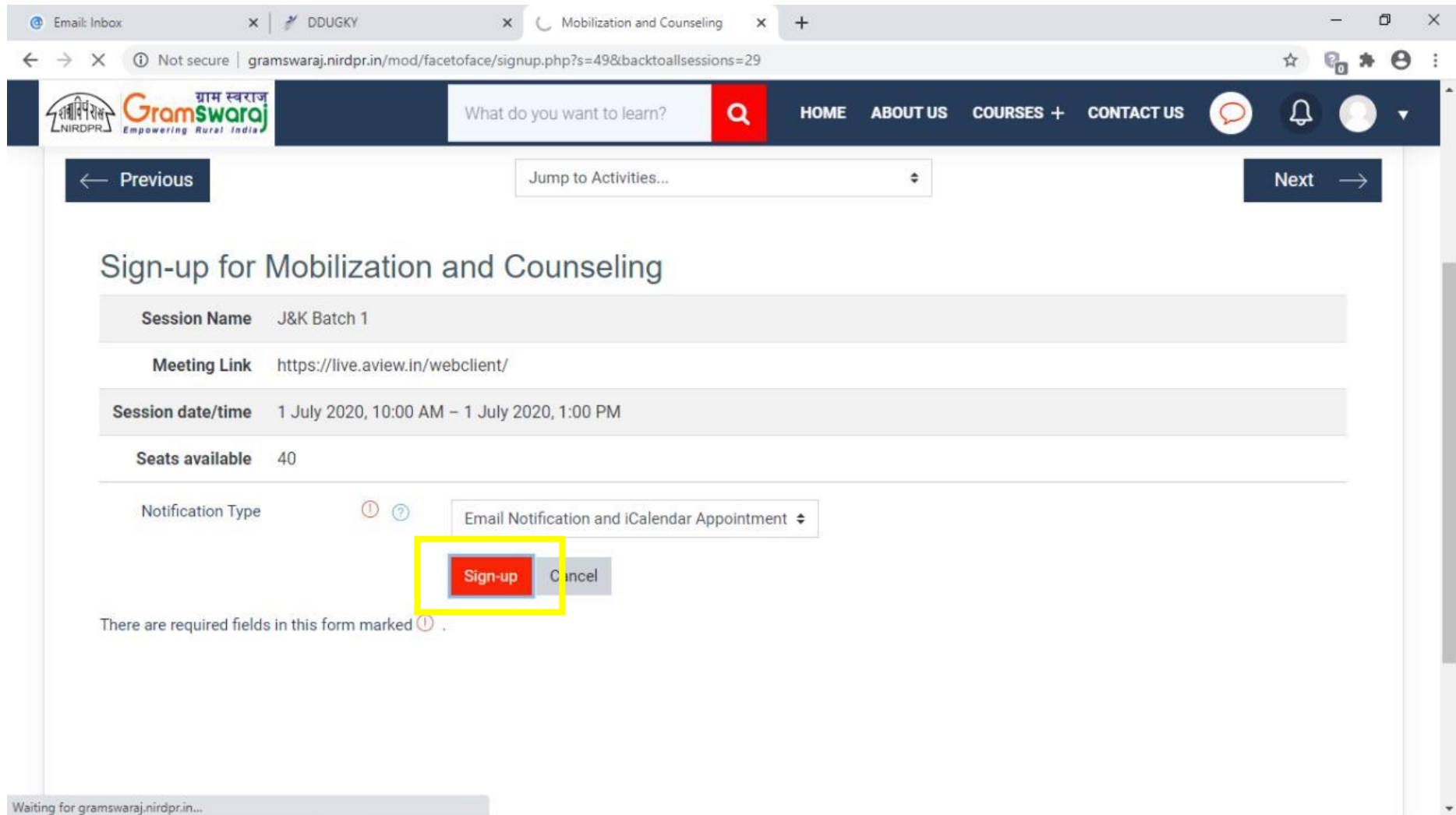
|                          |  |
|--------------------------|--|
| <b>Session Name</b>      | J&K Batch 1                                  |
| <b>Meeting Link</b>      | https://live.aview.in/webclient/             |
| <b>Session date/time</b> | 1 July 2020, 10:00 AM – 1 July 2020, 1:00 PM |
| <b>Seats available</b>   | 40   |

**Notification Type** ⓘ ⓘ

- Email Notification and iCalendar Appointment
- Email Notification and iCalendar Appointment
- Email Notification only**
- iCalendar Appointment only

There are required fields in this form marked ⓘ .

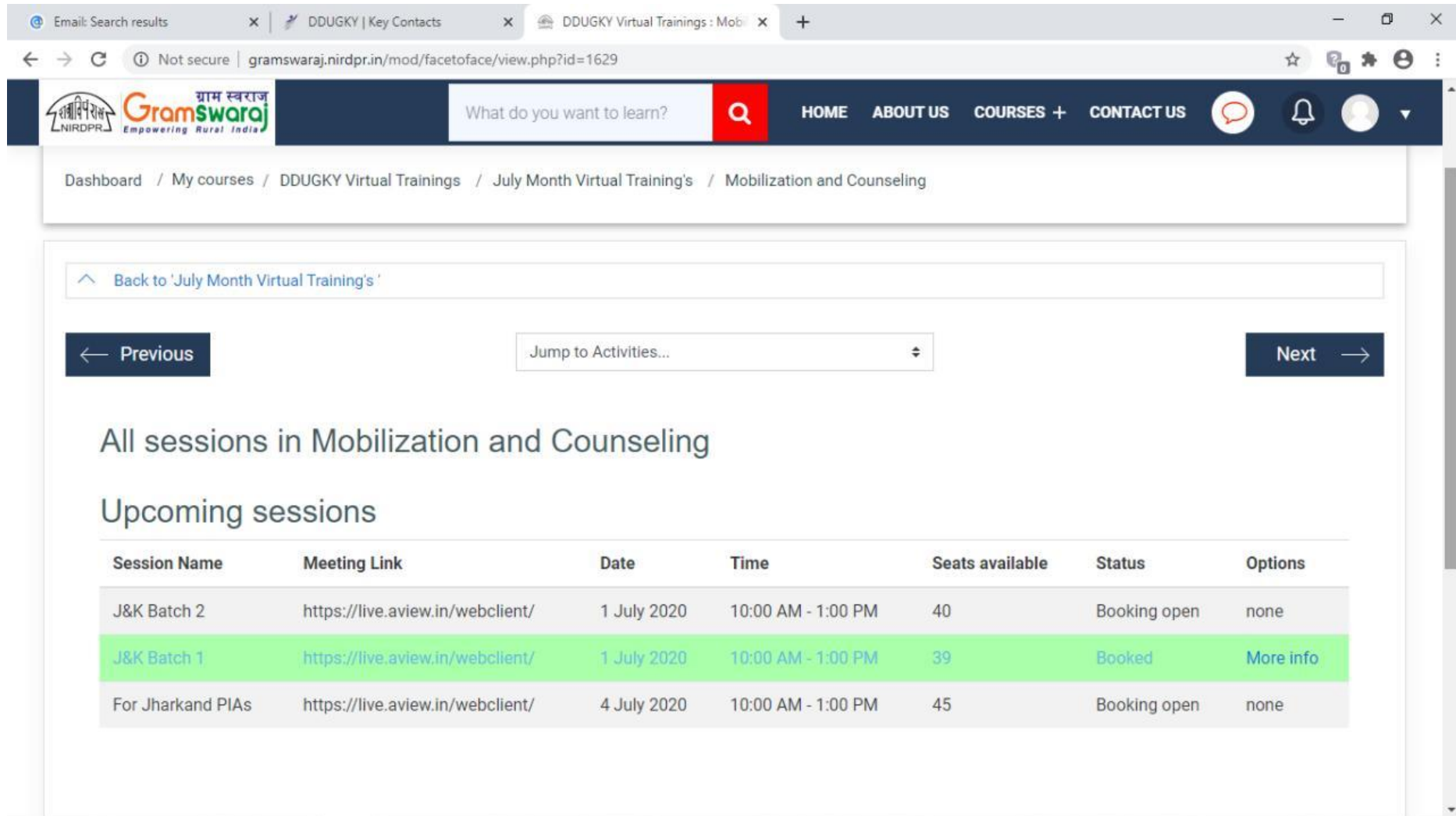
Then click on “sign up” tab



The screenshot shows a web browser window with the following details:

- Browser Tabs:** Email: Inbox, DDUGKY, Mobilization and Counseling.
- Address Bar:** Not secure | gramswaraj.nirdpr.in/mod/facetoface/signup.php?s=49&backtoallsessions=29
- Header:** Gramswaraj logo, search bar (What do you want to learn?), and navigation links (HOME, ABOUT US, COURSES +, CONTACT US).
- Navigation:** Previous, Jump to Activities..., Next.
- Section Header:** Sign-up for Mobilization and Counseling
- Form Fields:**
  - Session Name:** J&K Batch 1
  - Meeting Link:** https://live.aview.in/webclient/
  - Session date/time:** 1 July 2020, 10:00 AM – 1 July 2020, 1:00 PM
  - Seats available:** 40
  - Notification Type:** Email Notification and iCalendar Appointment
- Buttons:** A red "Sign-up" button and a grey "Cancel" button. The "Sign-up" button is highlighted with a yellow box.
- Footer:** There are required fields in this form marked with a red circle and exclamation mark.
- System Message:** Waiting for gramswaraj.nirdpr.in...

You will land on page as shown below with the details of the session. You have successfully registered for the session. On the day of training you shall receive a link to your registered mail IDs through which you can join the virtual session.



Dashboard / My courses / DDUGKY Virtual Trainings / July Month Virtual Training's / Mobilization and Counseling

[Back to 'July Month Virtual Training's'](#)

[← Previous](#)

[Next →](#)

### All sessions in Mobilization and Counseling

#### Upcoming sessions

| Session Name      | Meeting Link  | Date        | Time               | Seats available | Status       | Options                   |
|-------------------|---|-------------|--------------------|-----------------|--------------|---------------------------|
| J&K Batch 2       | <a href="https://live.aview.in/webclient/">https://live.aview.in/webclient/</a> | 1 July 2020 | 10:00 AM - 1:00 PM | 40              | Booking open | none                      |
| J&K Batch 1       | <a href="https://live.aview.in/webclient/">https://live.aview.in/webclient/</a> | 1 July 2020 | 10:00 AM - 1:00 PM | 39              | Booked       | <a href="#">More info</a> |
| For Jharkand PIAs | <a href="https://live.aview.in/webclient/">https://live.aview.in/webclient/</a> | 4 July 2020 | 10:00 AM - 1:00 PM | 45              | Booking open | none                      |