




KAUSHAL BHARAT

ERP SYSTEM FOR
DDUGKY





National Institute of Rural Development & Panchayati Raj

Ministry of Rural Development, Govt. of India



User Manual for

‘Kaushal Bharat’

ERP System for DDU-GKY

Revised Sanction Order

(PIA Login)

Version V1.0 Dated: 27.02.2020




Table of Content

Sl. No	Particular	Page No.
PIA Admin Login		
A1	Project Initiation.....	06
<i>A1.1</i>	<i>Revised Sanction Order.....</i>	<i>06</i>

PIA - Admin Login

**‘Kaushal Bharat’
ERP System for DDU-GKY**

Module A1 – Project Initiation

Sub Module A1.1 – Revised Sanction Order

Definition: Revision of Sanction order issued to the PIA.

Option to revise sanctioned training target, proposed Districts, District wise Targets, Trades, Trade wise targets., etc., after the appropriate approval from the competent authorities

Prerequisite/s:

1. Approval of Sanction order in the ERP System

Process:

1. Based on the requirement, SRLM can provide an option to PIA to revise / modify the details of approved sanction order after the directions and approvals of the competent authorities
2. SRLM Operations can send back the approved Sanction order for modification to PIA Admin.
3. PIA Admin has to modify the details of the Sanction order like revised sanctioned training target, proposed Districts, District wise, Targets, Trades, Trade wise targets., etc., and submit for approval to the SRLM operations
4. SRLM Operations has to take decision as either 'Approved' or 'Send for Modification'
 - a. If the user selects 'Approved', the Sanction order will be forwarded to SRLM Admin for approval
 - b. If the user selects 'Send for Modification', the Sanction order will be made in edit mode to PIA Admin for necessary modifications and resubmission as per the remarks
5. SRLM Admin has to take decision as either 'Approved' or 'Send for Modification'
 - a. If the user selects 'Approved', the Sanction order will be approved and SRLM Operations and PIA can view the details of issued Sanction order once in view only mode
 - b. If the user selects 'Send for Modification', the Sanction order will be made in edit mode to PIA Admin for modification and resubmission as per the remarks

Revised Sanction Order Dashboard

Note: All the PIAs are requested to reset their legacy batches on or before 20th October 2018

Project Revised Sanction Order

Process Flow Diagram for the Revised Sanction Order

Show 10 entries

Search:



S.No.	Scheme	PIA Name	PRN	State	Total Target	Sanction Order No.	Status	Action
1	DDU-GKY	LIMITED		KARNATAKA	50	sanction_order_123	SRLM Operations - Revised Approved	
2	DDU-GKY	LIMITED		KARNATAKA	1000	gfukdjjloryajjeio	SRLM Operations - Sent for Revision	
3	DDU-GKY	LIMITED		KARNATAKA	350	MM/GLPC/STP/DDUGKY/11178-79/2018	SRLM ADMIN - Revised Approved	

Showing 1 to 3 of 3 entries

Previous 1 Next

Figure – A1 (Revised Sanction Order Dashboard)

Description:

1. This screen allows the user to view the list of Sanction orders issued to the projects.
2. Once the respective SRLM initiates the Revised Sanction Order process of the project, the particular Sanction Order will be made in edit mode for modifications suggested by the SRLM
3. If the user clicks  icon against any Sanction Order, he/she will be directed to 'Revised Sanction Order Detail' page, where the user has to update the details of the revised Sanctioned details
4. If the user clicks  icon against any Sanction order, he/she will be directed to 'Revised Sanction Order View' page, where the user can view the details of Sanction order in View only mode

District wise Target & Proposed Location of Training Centres

Figure – A4 (District wise target & Proposed locations of TCs)

Description:

1. This screen allows the user to update the details of District wise targets.
2. After filling the details, the user has to click ‘Add District’ option to add the District to the list
3. Also, the user has to update the details of the proposed location of the training centres
4. After entering the details, the user has to click ‘Save and Continue’ to save the information and to move to next screen

Training Centre Location Trades

Figure – A5 (Training Centres location trades & Assessment Breakup)

Description:

1. This screen allows the user to update the details of Training centre location wise trades and Assessment breakup with trade wise assessment cost per candidate.
2. After entering the details, the user has to click ‘Save and Continue’ to save the information and to move to next screen

Training Target Distribution & Boarding and Lodging Arrangement

Trade	Residential	Non-Residential		
		Full Time	Part Time	Weekends
Loan Processing Officer	200	0	0	0
Group Farming Practitioner	300	0	0	0
General Duty Assistant	200	0	0	0

Trade	X- Category City	Y- Category City	Z- Category City	Rural/Other Area
Loan Processing Officer	0	0	0	190
Group Farming Practitioner	0	0	0	299
General Duty Assistant	0	0	0	200

Figure – A6 (Training Target distribution & Boarding and Lodging Arrangement)

Description:

1. This screen allows the user to update the trade wise training target distribution (Residential and Non- Residential) and trade wise boarding and lodging arrangements for X, Y, Z category cities and rural/ other areas
2. After entering the details, the user has to click 'Save and Continue' to save the information and to move to next screen

Proposed details (Placement, PPS and Welfare Cost)

Other Details

Will the candidates be certified by any international agency approved by MoRD?

Proposed number of candidates for whom One time travel cost(Max 4,500) would be paid

Proposed Placement Details

Total Placement Target Is Captive Placement Proposed?

Captive Placement Target Min. Salary Offered for Captive Placement (Rs.)

Is Overseas Placement Proposed? Min. salary offered for Overseas Placement (In INR)

Overseas Placement Target

Proposed Post Placement Support (No.of Candidates)

Within the District Within the State

Outside state Outside Country

Proposed Welfare Support (No.of Candidates)

Retention Support Career Progression

Foreign placement

2020 © Designed and Developed by NIRDPR HYDERABAD.

Figure – A7 (Proposed Placement, PPS and Welfare Support)

Description:

1. This screen allows the user to update the details of certification of candidates by any international agency approved by MoRD , Proposed number of candidates for whom One time travel cost(Max 4,500) would be paid under others tab.

2. The user has to update the details of proposed placement details, proposed numbers for post placement support and welfare support
3. After entering the details, the user has to click 'Save and Continue' to save the information and to move to next screen

Project Budget

Note: All the PIAs are requested to reset their legacy batches on or before 20th October 2019. Kindly ensure that the

Revised Sanction Order

Project Budget

Project Cost Component (A)

Standard Training Cost	16,664,200
Additional Training Cost for Special Area	1,247,092
Assessment Cost	901,200
One time travel cost (maximum limit of @Rs. 4500/-)	3,150,000
Food and To @ Fro charges @Rs. 15.625 per hour for Non-Residential Candidates	0
Uniform cost (cost of one pair is Rs. 1000/- 2 pairs provided in case of 9 months and 12 months course)	700,000
Boarding and Lodging Expenses	
X category Cities/Town @Rs. 300 per day per Candidate	0
Y category Cities/Town @Rs. 250 per day per Candidate	0
Z category Cities/Town @Rs. 200 per day per Candidate	0
Rural Areas and Any Area not Notified as a Municipal/Town area @Rs. 175 per day per Candidate	13,000,586
Post Placement Support	
Placement outside Country (Rs. 1000/- per month for 6 months)	600,000
Total (A) in Rs.	37,343,078
Welfare Cost (B)	
Placement Incentive	0
Retention Support @Rs. 3000/- per Candidate	570,000
Career Progression @Rs. 5000/- per Candidate	1,000,000
Foriegn Placement @Rs. 10000/- per Candidate	1,000,000
Mobile Tracking Support for Candidate @Rs. 50 per month for 12 months	420,000
Total (B) in Rs.	2,990,000
Total Project Budget (A+B) in Rs.	40,333,078
Central Share in Rs.	24,199,847
State Share in Rs.	16,133,231

2020 © Designed and Developed by NIRDPR HYDERABAD.

Figure – A8 (Project Budget)

Description:

1. This screen allows the user to view the project budget details generated by the system based on the information provided in the previous screens.
2. After viewing the details, if the user wants to submit the revised sanction order details, he/she has to click 'Submit' option.
3. The revised sanction order will be forwarded to SRLM operations for approval

View Revised Sanction Order Details

Revised Sanction Order Detail View

Sanction Order No. :	sanction_order_123	Sanction Order Date :	2019-03-12
State :	KARNATAKA	Scheme Name :	DDU-GKY
PIA Name :	...	Proposal Code :	Proposal_code_123
PAC/EC Minutes Date :	2018-12-01	Total Target :	50
Total Duration of the Project (In Months) :	12	Placement Target :	35
Total Project Cost (In Rs.) :	1905313	Central Share (In Rs.) :	1143188
State Share (In Rs.) :	762125	Project Id :	...
Consortium? :	No	Consortium PRN :	NA
Lead Partner PRN :	...	Revised Total Target :	50
Revised Project Duration (In Months) :	12	Revised Achieved Target :	20
Revised Placement Target :	35		
Last Revised Order Date :	2019-03-15		

Trade/Sector	Trade/Job Role	Trade/Job Role Code	Ancillary Trades/Job Roles	Category	Domain (In Hrs)	Non-Domain (In Hrs)	Total (In Hrs)	OJT (In Hrs)	Assessing Agency	Nature of Training	Original Target	Achieved Target	Revised Target
Healthcare	General Duty Assistant	HSS/QS101	PLT129	II	520	200	720	0	SSC	NonResidential	100	20	50

2019 © Designed and Developed by NIRDPR HYDERABAD.

Figure – A9 (Revised Sanction Order Details view)

Description:

1. This screen allows the user to view the basic details of the Revised Sanction order in view only mode